

Signify Classified - Internal  
Cooper Lighting Solutions Photometric Lab  
1121 Highway 74 South  
Peachtree City, GA 30269



Scaled data based on original data using  
LM-79-08 Approved Method: Electrical and Photometric Measurements of Solid-  
State Lighting Products

Test Report Prepared for  
Cooper Lighting Solutions  
(formerly Eaton)

Brand: INVUE

Report Number: P880161

Luminaire Tested: **EMM2-HTN-VA2-740-U-RW**

Issue Date: 10/01/2024



**Test Information**

Test Method: LM-79-08  
Report Number: P880161  
Test Lab: INNOVATION CENTER(G3)  
Issue Date: 10/01/2024  
Manufacturer: COOPER LIGHTING SOLUTIONS (FORMERLY EATON)  
Product Line: INVUE  
Catalog Number: EMM2-HTN-VA2-740-U-RW  
Description: EPIC MODERN TALL HOUSING 2W 70CRI 4000K VISUAL COMFORT FIXTURE w/  
RECTANGULAR WIDE DISTRIBUTION OPTIC  
Light Source: (1) 4000K CCT, 70 CRI LEDS  
Ballast/Driver: ELECTRONIC DRIVER

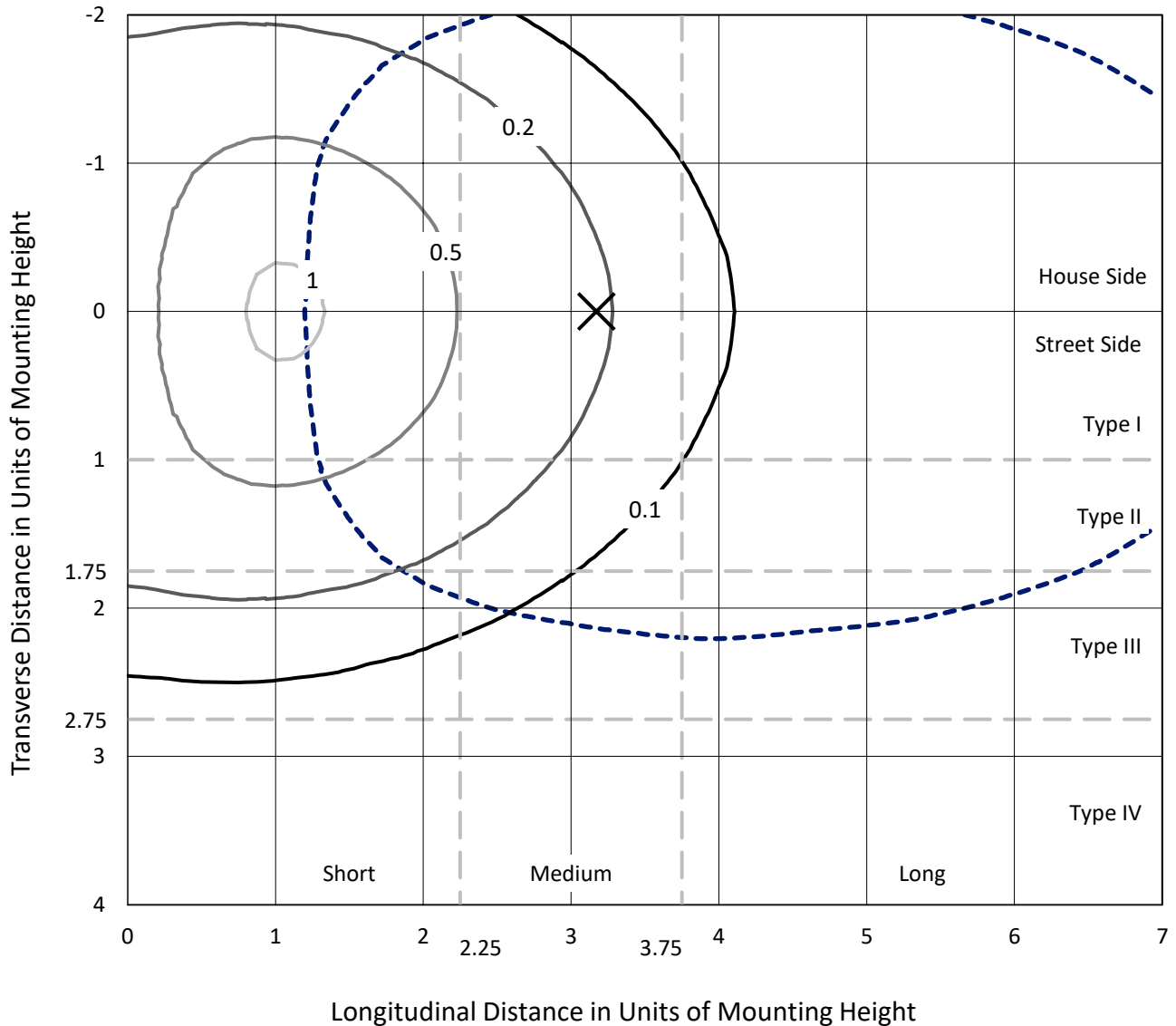
**Summary**

Lumens per Lamp: N/A  
Luminaire Lumens: 3428.9 lumens  
Efficiency: N/A  
Efficacy: 88.8 lumens/watt  
Luminous Opening: Circular (Dia: 1.12' x H: 0')  
IES Classification: Type III - Short  
BUG Rating: B2 - U0 - G2  
  
Input Watts (W): 38.6  
Input Voltage (V): 120  
Input Current (Ain): NR  
Voltage Rise (V): NR  
Power Factor: 0.99  
Total Harmonic Distortion (THDi): 7%  
Frequency (hertz): 60  
Stabilization Time: NR  
Operation Time: NR  
Ambient Temperature (°C): NR  
Test Distance: 24 FT

REPORT NUMBER: P880161  
 CATALOG NUMBER: EMM2-HTN-VA2-740-U-RW

### Iso-Footcandle Lines of Horizontal Illumination

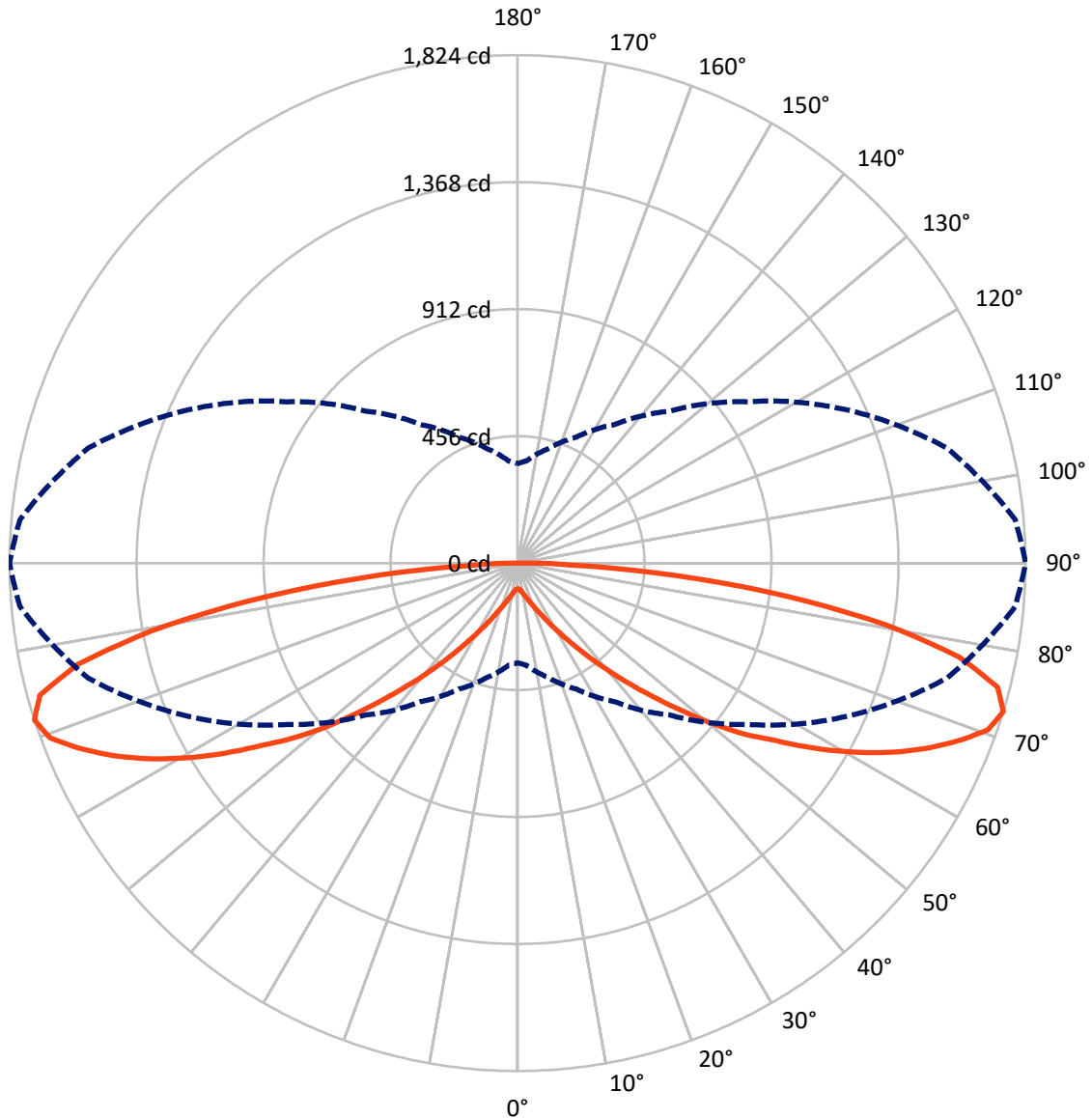
× Max cd  
 - - - 1/2 Max cd



Based on 15 foot mounting height. Maximum calculated value = 1.1 fc  
 Type III - Short - N/A

REPORT NUMBER: P880161  
CATALOG NUMBER: EMM2-HTN-VA2-740-U-RW

### Luminous Intensity Polar Plot



— Vertical Plane Through 90-Deg Lateral      - - - Horizontal Cone Through 72.5-Deg Vertical

REPORT NUMBER: P880161  
 CATALOG NUMBER: EMM2-HTN-VA2-740-U-RW

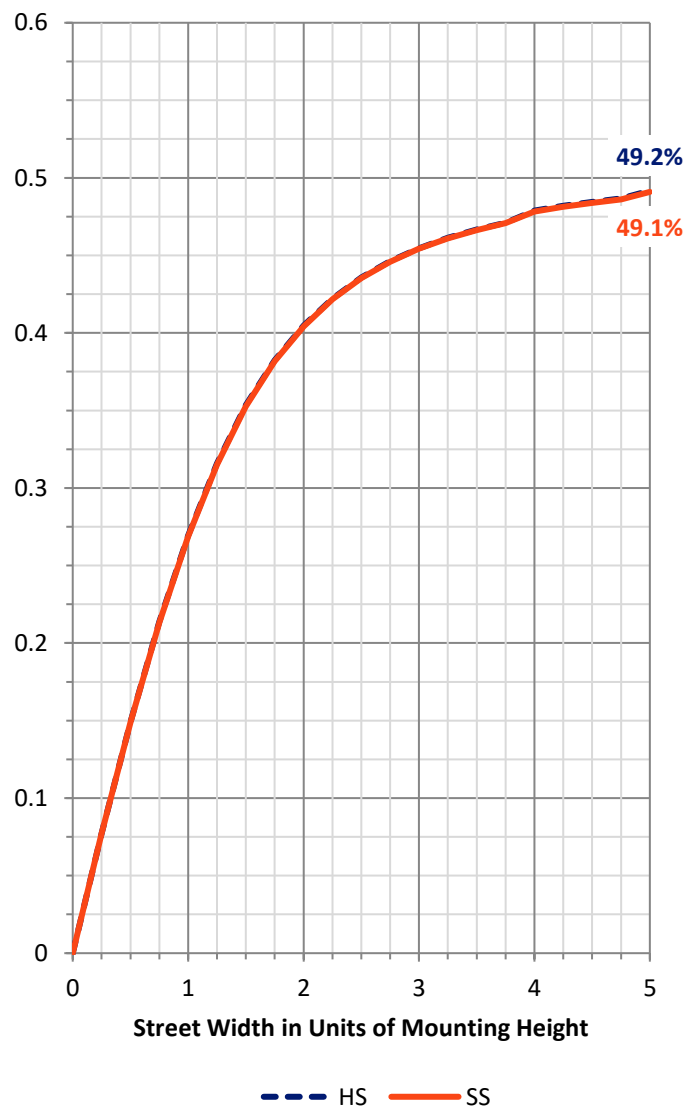
**FLUX DISTRIBUTION:**

		Downward	Upward	Total
<b>House Side</b>	Lumens	1714.5	0.0	1714.5
	% Fixture	50.0	0.0	50.0
<b>Street Side</b>	Lumens	1714.5	0.0	1714.5
	% Fixture	50.0	0.0	50.0
<b>Total</b>	Lumens	3428.9	0.0	3428.9
	% Fixture	100.0	0.0	100.0

**Coefficient of Utilization**

**ZONAL LUMENS:**

Zone	Lumens	% Fixture
0°-10°	9.4	0.3
10°-20°	35.1	1.0
20°-30°	81.1	2.4
30°-40°	173.8	5.1
40°-50°	358.8	10.5
50°-60°	659.0	19.2
60°-70°	939.6	27.4
70°-80°	874.0	25.5
80°-90°	298.0	8.7
90°-100°	0.0	0.0
100°-110°	0.0	0.0
110°-120°	0.0	0.0
120°-130°	0.0	0.0
130°-140°	0.0	0.0
140°-150°	0.0	0.0
150°-160°	0.0	0.0
160°-170°	0.0	0.0
170°-180°	0.0	0.0
0°-90°	3428.9	100.0
0°-180°	3428.9	100.0



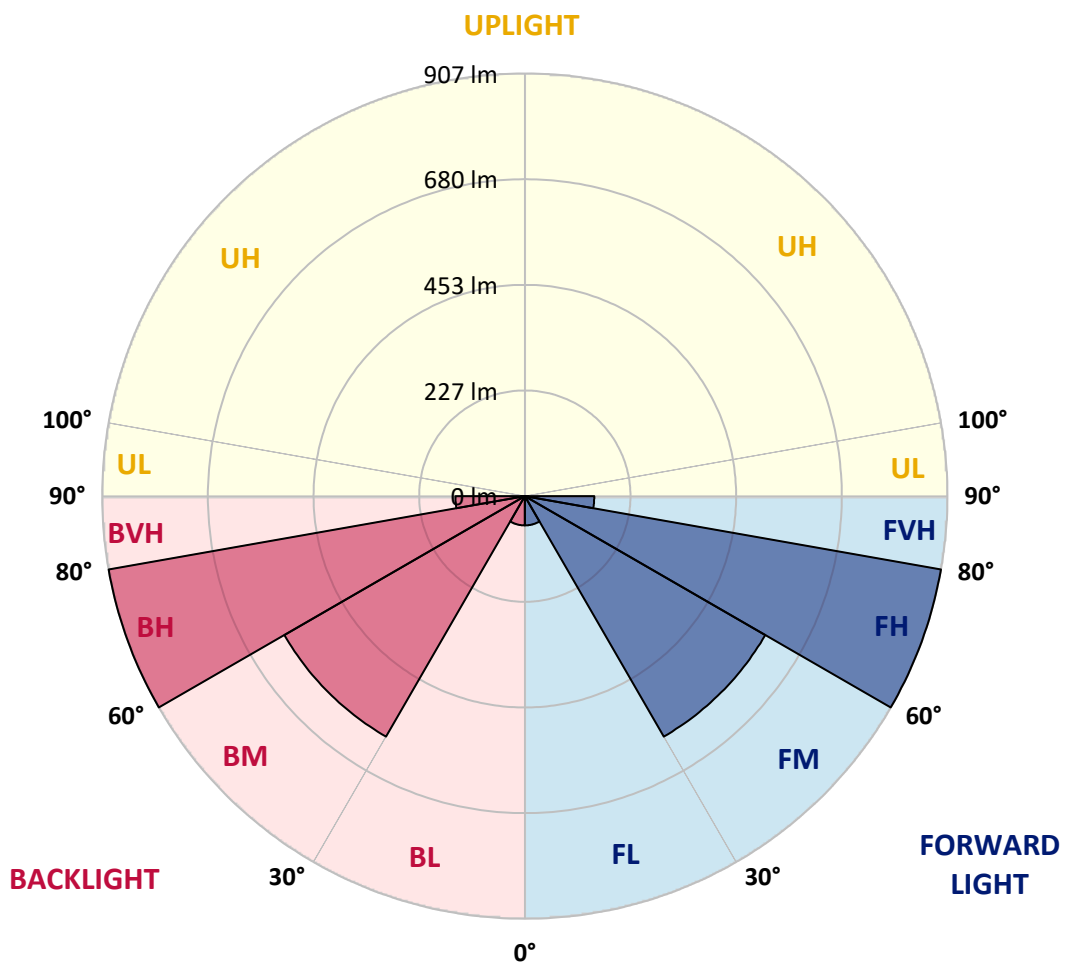
REPORT NUMBER: P880161  
 CATALOG NUMBER: EMM2-HTN-VA2-740-U-RW

**LUMINAIRE CLASSIFICATION SYSTEM LUMEN TABLE AND BUG RATING:**

Zone	Lumens	% Fixture	Zone Rating/Lumen Limit		
			B	U	G
FL (0°-30°)	62.8	1.8			
FM (30°-60°)	595.8	17.4			
FH (60°-80°)	906.8	26.4			G1/1800
FVH (80°-90°)	149.0	4.3			G2/225
BL (0°-30°)	62.8	1.8	B0/110		
BM (30°-60°)	595.8	17.4	B1/1000		
BH (60°-80°)	906.8	26.4	B2/1000		G2/1000
BVH (80°-90°)	149.0	4.3			G2/225
UL (90°-100°)	0.0	0.0		U0/0	
UH (100°-180°)	0.0	0.0		U0/0	

**BUG Rating: B2-U0-G2**

Type III Short





REPORT NUMBER: P880161

CATALOG NUMBER: EMM2-HTN-VA2-740-U-RW

**CANDELA DISTRIBUTION (FULL):**

	0°	5°	15°	25°	35°	45°	55°	65°	75°	85°	90°
0°	92.3	92.3	92.3	92.3	92.3	92.3	92.3	92.3	92.3	92.3	92.3
2.5°	92.7	92.7	92.7	92.7	93.2	93.2	93.2	93.2	93.2	93.2	93.2
5°	94.0	94.0	94.0	94.5	95.3	95.8	96.2	96.2	96.6	96.6	96.6
7.5°	96.2	96.2	96.6	97.9	98.8	100.1	101.4	101.9	103.2	103.2	103.2
10°	99.3	99.3	100.1	101.4	103.6	106.2	108.4	110.1	111.0	111.4	111.9
12.5°	103.2	103.2	104.5	106.7	110.1	113.2	116.7	118.8	121.0	121.9	121.9
15°	108.0	108.0	109.7	112.7	116.7	121.0	125.8	129.7	132.8	134.1	134.5
17.5°	112.7	113.2	115.4	119.3	124.5	130.2	136.3	141.5	146.3	148.0	148.9
20°	118.8	118.8	121.5	126.7	133.2	141.0	149.3	156.3	162.4	165.9	166.3
22.5°	125.8	126.2	128.9	135.4	143.7	153.7	164.6	174.1	182.8	187.2	186.8
25°	132.8	133.2	137.1	145.0	155.4	169.3	183.3	195.9	207.6	212.9	212.9
27.5°	141.0	141.5	146.3	155.4	169.3	186.8	205.0	223.3	235.1	242.9	245.5
30°	151.1	151.5	157.1	168.9	185.0	206.8	231.2	254.7	270.3	281.7	282.1
32.5°	161.9	162.8	169.8	183.3	204.2	231.6	262.1	291.2	313.0	327.4	326.9
35°	176.7	177.6	187.2	202.4	227.7	260.3	297.3	336.9	362.2	378.7	380.5
37.5°	192.0	193.7	204.6	224.6	255.1	294.3	340.9	385.3	422.7	437.9	442.3
40°	209.8	211.6	225.1	249.4	284.7	334.8	392.2	446.6	489.7	510.6	513.7
42.5°	230.3	233.3	249.0	277.3	321.7	379.6	446.6	513.7	568.1	595.5	593.8
45°	259.4	262.1	282.1	313.9	363.9	430.5	511.9	596.0	654.7	686.5	686.1
47.5°	287.3	290.8	314.7	354.8	412.7	490.2	585.9	681.7	749.2	784.4	790.5
50°	316.0	320.8	351.3	396.1	464.9	559.8	667.3	770.1	851.9	895.4	905.9
52.5°	364.8	369.1	401.4	448.4	521.9	626.9	750.5	865.8	956.4	1002.5	1019.5
55°	397.9	404.8	445.8	504.5	588.1	699.1	834.9	968.1	1070.4	1115.7	1125.3
57.5°	408.8	416.2	465.4	538.1	641.7	775.3	923.3	1066.1	1177.1	1238.5	1253.7
60°	409.2	418.3	471.4	550.2	667.8	828.8	1002.1	1171.4	1297.2	1364.7	1377.8
62.5°	423.1	433.6	490.2	563.7	680.8	853.7	1055.6	1260.7	1414.8	1483.1	1497.5
65°	438.8	451.0	511.1	592.9	710.4	880.2	1089.6	1325.1	1520.6	1600.2	1607.2
67.5°	422.7	433.1	496.3	581.1	703.5	885.4	1113.5	1365.2	1584.1	1699.5	1705.1
70°	396.1	407.0	467.1	544.6	664.7	845.8	1086.1	1365.2	1621.6	1766.5	1792.6
72.5°	357.4	368.3	425.3	499.3	607.3	771.4	1009.9	1302.5	1595.9	1793.5	1824.0
75°	309.9	320.0	372.6	440.1	534.6	683.0	899.4	1183.2	1495.8	1743.4	1780.0
77.5°	258.6	267.7	312.6	367.0	447.1	579.0	764.4	1021.3	1320.8	1574.5	1622.0
80°	203.3	212.4	246.8	289.5	353.9	454.9	608.6	821.4	1080.5	1292.9	1339.5
82.5°	152.4	156.7	181.1	212.0	253.4	328.2	441.4	607.3	801.0	953.3	974.2
85°	95.8	99.7	116.2	137.6	162.4	201.6	272.1	371.8	484.1	569.8	571.1
87.5°	29.6	34.4	39.6	52.2	59.6	71.8	86.2	121.5	159.8	201.6	189.4
90°	0.0	0.0	0.0	0.0	0.0	0.0	0.0	0.0	0.0	0.0	0.0

Cooper Lighting Solutions Photometric Lab  
1121 Highway 74 South  
Peachtree City, GA 30269



LM-79-2019: Approved Method: Electrical and Photometric Measurements of Solid-State Lighting Products

Report Prepared for

Cooper Lighting Solutions

Streetworks

Report Number: SP1-2407-176-5

Test Date: 09/24/2024

Luminaire Tested: MEM2-HTN-VA-30-740-U-WQ

Data in this report applies to families of products including MEM2-HTN-VA-30-740-U-WQ



**Test Information**

Test Method: LM-79-2019  
 Report Number: SP1-2407-176-5  
 Test Lab: COOPER LIGHTING SOLUTIONS  
 Photometer: SP1 - 76IN SPHERE  
 Measurement Geometry: 4π  
 Issue Date: 09/27/2024  
 Manufacturer: COOPER LIGHTING SOLUTIONS  
 Product Line: Streetworks  
 Catalog Number: **MEM2-HTN-VA-30-740-U-WQ**  
 Description: EPIC MODERN VISUAL COMFORT 30W WAVESTREAM WIDE

**Spectral Parameters**

CCT (K): 3819  
 CIE u': 0.2261  
 CIE v': 0.5108  
 Duv: 0.0046  
 CIE x: 0.3926  
 CIE y: 0.3942  
 CIE z: 0.2132  
 Peak Wavelength (nm): 450  
 Dominant Wavelength (nm): 577  
 Purity: 36.15483  
 Rf: 75.6  
 Rg: 94.8

CRI (Ra):	72.9		
R1:	70.1	R9:	-21.5
R2:	78.4	R10:	48.5
R3:	85.0	R11:	68.4
R4:	72.9	R12:	39.0
R5:	69.1	R13:	71.1
R6:	69.2	R14:	91.3
R7:	82.8	R15:	63.2
R8:	55.4		



**Test Conditions**

Stabilization Time: 30M  
 Operation Time: 1H 30M  
 Sphere Temperature (°C): 25.2

REPORT NUMBER: SP1-2407-176-5

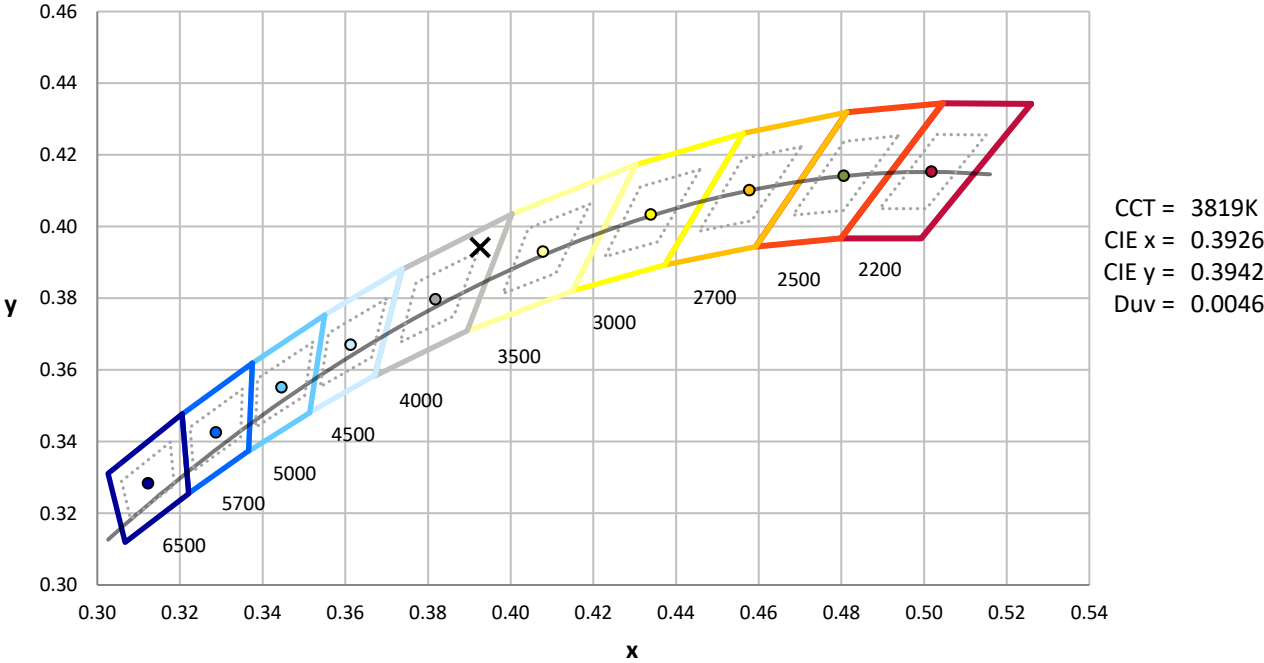
Measurement and Test Equipment			
Instrument	Identification Number	Calibration Date	Calibration Due Date
Photometer	IN0058	6/18/2024	12/18/2024
Power Meter	INXT2011004	2/8/2024	2/8/2025
AC Power Source	IN0063	10/24/2023	10/24/2024
DC Power Source	IN0208	10/24/2023	10/24/2024
Sphere Thermometer	IN0085	10/24/2023	10/24/2024
Room Thermometer	IN0046	10/24/2023	10/24/2024

REPORT NUMBER: SP1-2407-176-5

CIE 1931 Chromaticity Diagram



CIE 1931 Chromaticity Diagram with 2017 ANSI 7-Step and 4-Step Quadrangles



CCT = 3819K  
 CIE x = 0.3926  
 CIE y = 0.3942  
 Duv = 0.0046

Point lies inside the ANSI 4000K 7-step quadrangle

REPORT NUMBER: SP1-2407-176-5

**Photopic Flux vs. Wavelength**



**Photopic Lumens: NR**

$\lambda$ (nm)	Power W <sup>^</sup> /nm	Lumens ( $\phi$ /nm)	$\lambda$ (nm)	Power W <sup>^</sup> /nm	Lumens ( $\phi$ /nm)	$\lambda$ (nm)	Power W <sup>^</sup> /nm	Lumens ( $\phi$ /nm)	$\lambda$ (nm)	Power W <sup>^</sup> /nm	Lumens ( $\phi$ /nm)	$\lambda$ (nm)	Power W <sup>^</sup> /nm	Lumens ( $\phi$ /nm)
360	0	NR	490	127	NR	620	748	NR	750	25	NR	880	0	NR
365	0	NR	495	173	NR	625	699	NR	755	22	NR	885	0	NR
370	0	NR	500	246	NR	630	648	NR	760	20	NR	890	0	NR
375	0	NR	505	335	NR	635	599	NR	765	17	NR	895	0	NR
380	0	NR	510	427	NR	640	547	NR	770	15	NR	900	0	NR
385	0	NR	515	517	NR	645	495	NR	775	13	NR	905	0	NR
390	0	NR	520	589	NR	650	445	NR	780	11	NR	910	0	NR
395	1	NR	525	649	NR	655	396	NR	785	9	NR	915	0	NR
400	4	NR	530	695	NR	660	349	NR	790	8	NR	920	0	NR
405	6	NR	535	733	NR	665	308	NR	795	7	NR	925	0	NR
410	11	NR	540	763	NR	670	269	NR	800	6	NR	930	0	NR
415	23	NR	545	792	NR	675	235	NR	805	5	NR	935	0	NR
420	46	NR	550	813	NR	680	205	NR	810	5	NR	940	0	NR
425	95	NR	555	835	NR	685	178	NR	815	4	NR	945	0	NR
430	183	NR	560	859	NR	690	155	NR	820	3	NR	950	0	NR
435	338	NR	565	880	NR	695	134	NR	825	3	NR	955	0	NR
440	534	NR	570	900	NR	700	115	NR	830	3	NR	960	0	NR
445	782	NR	575	918	NR	705	99	NR	835	2	NR	965	0	NR
450	1000	NR	580	931	NR	710	84	NR	840	2	NR	970	0	NR
455	739	NR	585	937	NR	715	71	NR	845	2	NR	975	0	NR
460	393	NR	590	939	NR	720	59	NR	850	1	NR	980	0	NR
465	276	NR	595	925	NR	725	49	NR	855	1	NR	985	0	NR
470	190	NR	600	907	NR	730	41	NR	860	1	NR	990	0	NR
475	123	NR	605	878	NR	735	35	NR	865	1	NR	995	0	NR
480	105	NR	610	842	NR	740	31	NR	870	1	NR	1000	0	NR
485	108	NR	615	797	NR	745	28	NR	875	1	NR			

REPORT NUMBER: SP1-2407-176-5

**Scotopic Flux vs. Wavelength**



**Scotopic Lumens: NR**

**S/P: 1.45**

$\lambda$ (nm)	Power W <sup>^</sup> /nm	Lumens ( $\phi$ /nm)	$\lambda$ (nm)	Power W <sup>^</sup> /nm	Lumens ( $\phi$ /nm)	$\lambda$ (nm)	Power W <sup>^</sup> /nm	Lumens ( $\phi$ /nm)	$\lambda$ (nm)	Power W <sup>^</sup> /nm	Lumens ( $\phi$ /nm)	$\lambda$ (nm)	Power W <sup>^</sup> /nm	Lumens ( $\phi$ /nm)
360	0	NR	490	127	NR	620	748	NR	750	25	NR	880	0	NR
365	0	NR	495	173	NR	625	699	NR	755	22	NR	885	0	NR
370	0	NR	500	246	NR	630	648	NR	760	20	NR	890	0	NR
375	0	NR	505	335	NR	635	599	NR	765	17	NR	895	0	NR
380	0	NR	510	427	NR	640	547	NR	770	15	NR	900	0	NR
385	0	NR	515	517	NR	645	495	NR	775	13	NR	905	0	NR
390	0	NR	520	589	NR	650	445	NR	780	11	NR	910	0	NR
395	1	NR	525	649	NR	655	396	NR	785	9	NR	915	0	NR
400	4	NR	530	695	NR	660	349	NR	790	8	NR	920	0	NR
405	6	NR	535	733	NR	665	308	NR	795	7	NR	925	0	NR
410	11	NR	540	763	NR	670	269	NR	800	6	NR	930	0	NR
415	23	NR	545	792	NR	675	235	NR	805	5	NR	935	0	NR
420	46	NR	550	813	NR	680	205	NR	810	5	NR	940	0	NR
425	95	NR	555	835	NR	685	178	NR	815	4	NR	945	0	NR
430	183	NR	560	859	NR	690	155	NR	820	3	NR	950	0	NR
435	338	NR	565	880	NR	695	134	NR	825	3	NR	955	0	NR
440	534	NR	570	900	NR	700	115	NR	830	3	NR	960	0	NR
445	782	NR	575	918	NR	705	99	NR	835	2	NR	965	0	NR
450	1000	NR	580	931	NR	710	84	NR	840	2	NR	970	0	NR
455	739	NR	585	937	NR	715	71	NR	845	2	NR	975	0	NR
460	393	NR	590	939	NR	720	59	NR	850	1	NR	980	0	NR
465	276	NR	595	925	NR	725	49	NR	855	1	NR	985	0	NR
470	190	NR	600	907	NR	730	41	NR	860	1	NR	990	0	NR
475	123	NR	605	878	NR	735	35	NR	865	1	NR	995	0	NR
480	105	NR	610	842	NR	740	31	NR	870	1	NR	1000	0	NR
485	108	NR	615	797	NR	745	28	NR	875	1	NR			

REPORT NUMBER: SP1-2407-176-5

Melanopic Flux vs. Wavelength



Melanopic Lumens: NR

M/P: 2.76

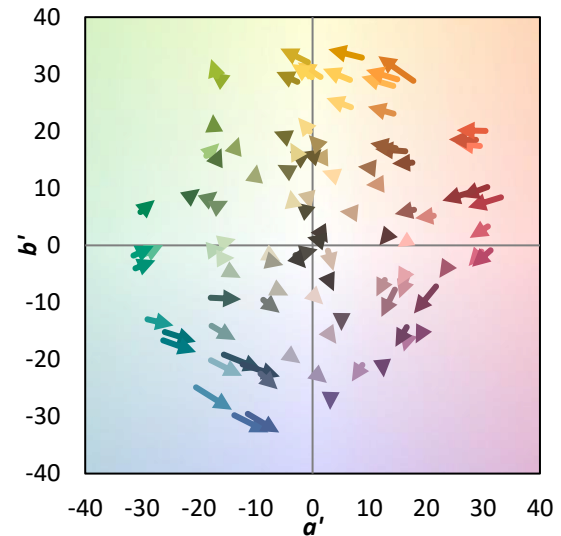
λ (nm)	Power W <sup>^</sup> /nm	Lumens (φ/nm)	λ (nm)	Power W <sup>^</sup> /nm	Lumens (φ/nm)	λ (nm)	Power W <sup>^</sup> /nm	Lumens (φ/nm)	λ (nm)	Power W <sup>^</sup> /nm	Lumens (φ/nm)	λ (nm)	Power W <sup>^</sup> /nm	Lumens (φ/nm)
360	0	NR	490	127	NR	620	748	NR	750	25	NR	880	0	NR
365	0	NR	495	173	NR	625	699	NR	755	22	NR	885	0	NR
370	0	NR	500	246	NR	630	648	NR	760	20	NR	890	0	NR
375	0	NR	505	335	NR	635	599	NR	765	17	NR	895	0	NR
380	0	NR	510	427	NR	640	547	NR	770	15	NR	900	0	NR
385	0	NR	515	517	NR	645	495	NR	775	13	NR	905	0	NR
390	0	NR	520	589	NR	650	445	NR	780	11	NR	910	0	NR
395	1	NR	525	649	NR	655	396	NR	785	9	NR	915	0	NR
400	4	NR	530	695	NR	660	349	NR	790	8	NR	920	0	NR
405	6	NR	535	733	NR	665	308	NR	795	7	NR	925	0	NR
410	11	NR	540	763	NR	670	269	NR	800	6	NR	930	0	NR
415	23	NR	545	792	NR	675	235	NR	805	5	NR	935	0	NR
420	46	NR	550	813	NR	680	205	NR	810	5	NR	940	0	NR
425	95	NR	555	835	NR	685	178	NR	815	4	NR	945	0	NR
430	183	NR	560	859	NR	690	155	NR	820	3	NR	950	0	NR
435	338	NR	565	880	NR	695	134	NR	825	3	NR	955	0	NR
440	534	NR	570	900	NR	700	115	NR	830	3	NR	960	0	NR
445	782	NR	575	918	NR	705	99	NR	835	2	NR	965	0	NR
450	1000	NR	580	931	NR	710	84	NR	840	2	NR	970	0	NR
455	739	NR	585	937	NR	715	71	NR	845	2	NR	975	0	NR
460	393	NR	590	939	NR	720	59	NR	850	1	NR	980	0	NR
465	276	NR	595	925	NR	725	49	NR	855	1	NR	985	0	NR
470	190	NR	600	907	NR	730	41	NR	860	1	NR	990	0	NR
475	123	NR	605	878	NR	735	35	NR	865	1	NR	995	0	NR
480	105	NR	610	842	NR	740	31	NR	870	1	NR	1000	0	NR
485	108	NR	615	797	NR	745	28	NR	875	1	NR			

**Summary**

$R_f = 75.6$   
 $R_g = 94.8$   
 $CIE R_a = 72.9$   
 $R_g = -21.5$

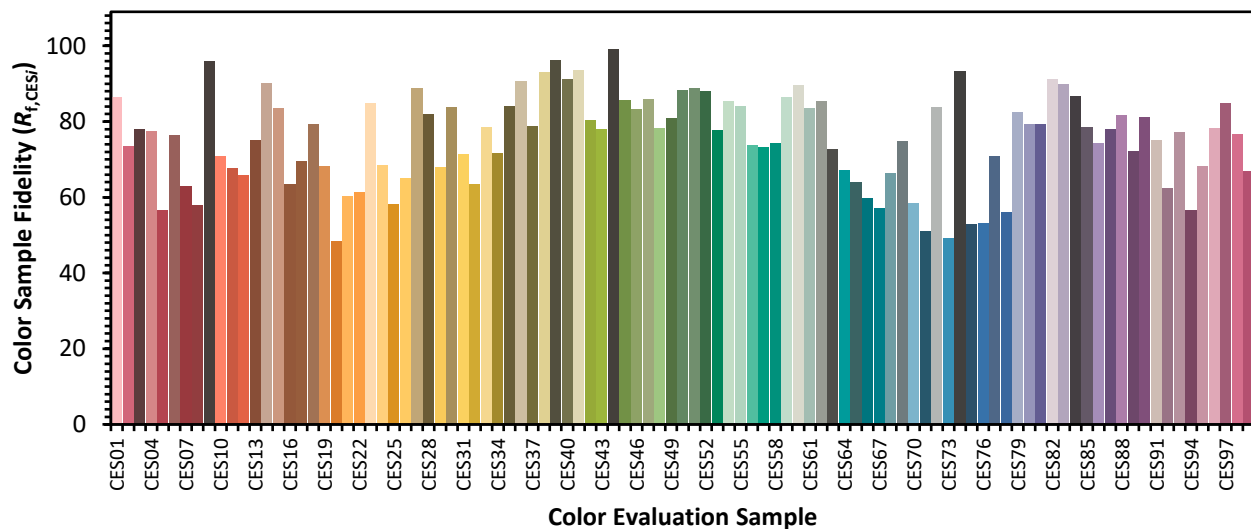


**Color Vector Graphics**



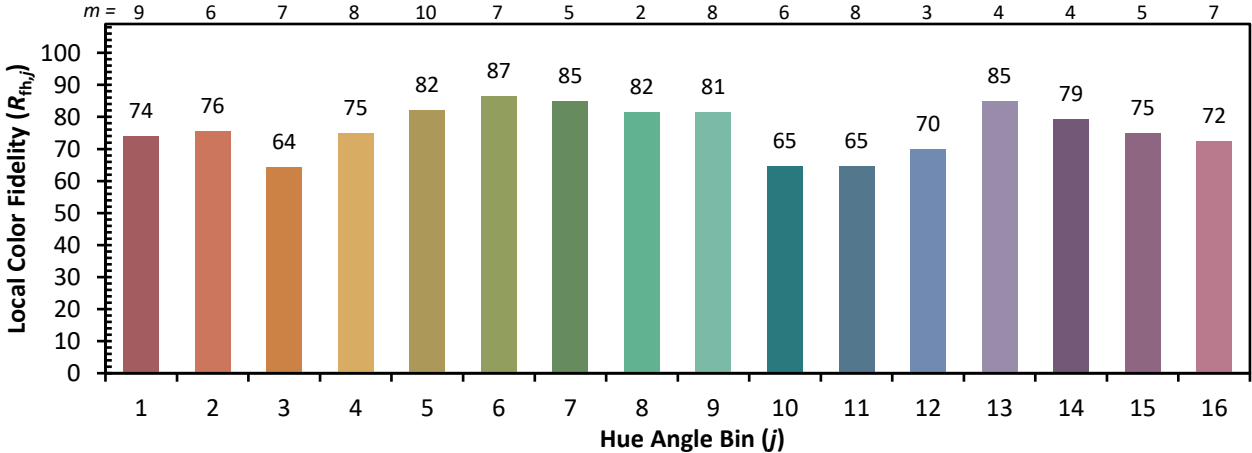
Individual Sample Fidelity Index ( $R_{f,i}$ )

CES01 = 85	CES26 = 65	CES51 = 89	CES76 = 53
CES02 = 61	CES27 = 89	CES52 = 88	CES77 = 71
CES03 = 30	CES28 = 82	CES53 = 78	CES78 = 56
CES04 = 70	CES29 = 68	CES54 = 85	CES79 = 83
CES05 = 48	CES30 = 84	CES55 = 84	CES80 = 79
CES06 = 50	CES31 = 71	CES56 = 74	CES81 = 79
CES07 = 40	CES32 = 63	CES57 = 73	CES82 = 91
CES08 = 39	CES33 = 79	CES58 = 74	CES83 = 90
CES09 = 29	CES34 = 72	CES59 = 86	CES84 = 87
CES10 = 74	CES35 = 84	CES60 = 90	CES85 = 78
CES11 = 57	CES36 = 91	CES61 = 84	CES86 = 74
CES12 = 63	CES37 = 79	CES62 = 85	CES87 = 78
CES13 = 42	CES38 = 93	CES63 = 73	CES88 = 82
CES14 = 74	CES39 = 96	CES64 = 67	CES89 = 72
CES15 = 71	CES40 = 91	CES65 = 64	CES90 = 81
CES16 = 47	CES41 = 93	CES66 = 60	CES91 = 75
CES17 = 49	CES42 = 80	CES67 = 57	CES92 = 62
CES18 = 56	CES43 = 78	CES68 = 66	CES93 = 77
CES19 = 72	CES44 = 99	CES69 = 75	CES94 = 57
CES20 = 65	CES45 = 86	CES70 = 58	CES95 = 68
CES21 = 86	CES46 = 83	CES71 = 51	CES96 = 78
CES22 = 78	CES47 = 86	CES72 = 84	CES97 = 85
CES23 = 92	CES48 = 78	CES73 = 49	CES98 = 77
CES24 = 91	CES49 = 81	CES74 = 93	CES99 = 67
CES25 = 72	CES50 = 88	CES75 = 53	





Color Rendition by Hue-Angle Bin



Measure Comparisons



(END OF REPORT)